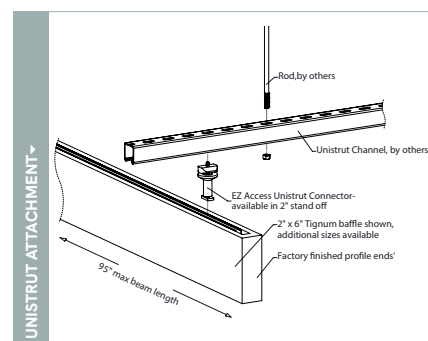
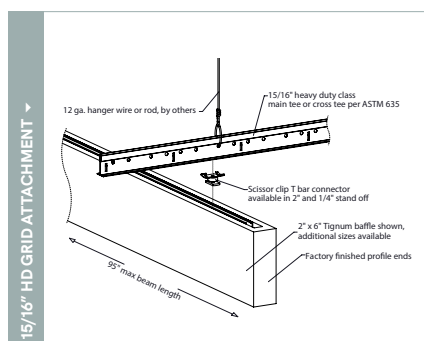
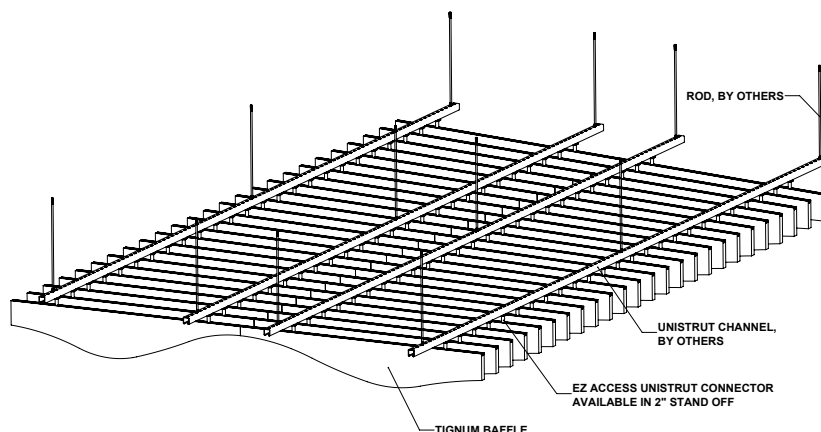




Tignum Contour offers the warm natural beauty of wood in flowing wave patterns customized to your design requirements.

MAIN ASSEMBLY ▾



PHYSICAL DATA

- Material - Engineered wood panel with fire retardant MDF frame, wood veneer and aluminum channel
- Thickness - widths from 1-1/2" up to 3"
- Fire Performance - Can be manufactured Class A: Tested per ASTM E84. Flame Spread Index 25 or less. Smoke Developed Index 50 or less. CAN/ULC S102 surface burning characteristics. Flame Spread Rating 25 or less. Smoke Developed Class 50 or less.
- Weight - Approximately .75 - 1.28 lbs./In.ft.
- Warranty - One Year Limited
- Appearance - Variation among baffles may occur due to the naturally occurring characteristics of the wood and grain.
- Application - Tignum components must be acclimatized prior to installation and installed only after reaching equilibrium moisture content. Relative humidity between 25% and 55% and temperatures between 50°F and 86°F must be maintained.
- Seismic areas - Tignum has been engineered for use in all seismic areas. Installations may require additional attachment from baffle to suspension bar. Check with local code officials or a licensed engineer for additional requirements.
- Surface Finish - Clear or tinted semi-gloss coating

SUSTAINABILITY

CONTRIBUTES TO LEED® POINTS -

- LEED BD+C: New Construction v4
 - MR: Regional Materials
 - MR: Recycled Content
- LEED BD+C: Healthcare v4
 - MR: Design for Flexibility
- LEED BD+C: New Construction v4.1
 - MR: Sourcing of Raw Materials
 - MR: Bio-based Materials
- LEED ID+C: Commercial Interiors v4
 - EQ: Low-Emitting Materials

- No VOC'S: No added urea - formaldehyde
- FSC chain of custody veneers available
- Recycled Content

LEED® is a registered trademark of the U.S. Green Building Council

FEATURES

- Unique lightweight / high strength design enables larger sizes than other wood baffles
- Durable MDF frame resists moisture, warping
- Quick ship and expedited shipping
- Cleanable using CDC recommended and EPA-approved disinfectants for fog, spray & wipe
- Custom sizes & shapes - At Maxxit custom is what we do best. We will make any shape or size you can design
- Standard sizes - in addition to custom we also have quick ship standard products available made to order
 - Lengths - up to 8' (nominal)
 - Depths - 4" - 12"
 - Widths - 1-1/2" & 2"
- Lightweight, pre-assembled & easy to install
- Versatile attachment options for Unistrut, 15/16" HD Grid and Cable hung applications
- Easy plenum access - attachment hardware allows baffles to slide for easy plenum access and adjustment during installation



FINISHES

Wood Veneers




Cherry



White Oak



Red Oak



Maple



Ash



Walnut

Custom Colors

FIND YOUR PERFECT MATCH

Reconstituted veneers, solid wood and staining options available. For more details and sample requests, please contact your Maxxit sales representative.

Send us a color sample so we can quickly provide a color match.



Wood is a natural material with inherent variations in shade, grain, and figure. These variations add to the beauty and uniqueness of each piece of wood. When using wood for ceiling or wall applications, you can expect slight differences in appearance between panels or planks due to these natural variations. Embracing these differences can enhance the overall aesthetic of the space, giving it a warm and organic feel.

VENEER CUTS



Various cuts of wood have their own distinct look. Select your veneer to attain your preferred aesthetic

Plain Sawn

Produces the well-known cathedral aesthetic. High grain variation. Not recommended where side by side consistent look is required. Best suited for fine-grain woods like Cherry, Maple, and Walnut.

Quarter Sawn

Creates a striped, frequently straight-grain appearance. Often results in secondary pattern of flakes. Medium variation. Not suitable for every application.

Rift Sawn

Characterized by a narrow and exceptionally straight grain pattern, with minimized flake appearance and low variation. Recommended for applications where greater consistency is desired. Ideal for use with coarse-grain wood types such as Oak and Ash.



TIGNUM DESIGNS

ELEVATIONS ▾



SHUFFLE ▾



PANELS ▾



PARTITIONS ▲



WALL SLATS ▲



TRADITIONAL ▲

DESIGN REALIZED

From the familiar to the truly one of a kind, Maxxit brings your design vision to life. With ceilings and walls crafted from Wood, Felt, Metal, Composites & more there is no limit to what we can create together.

