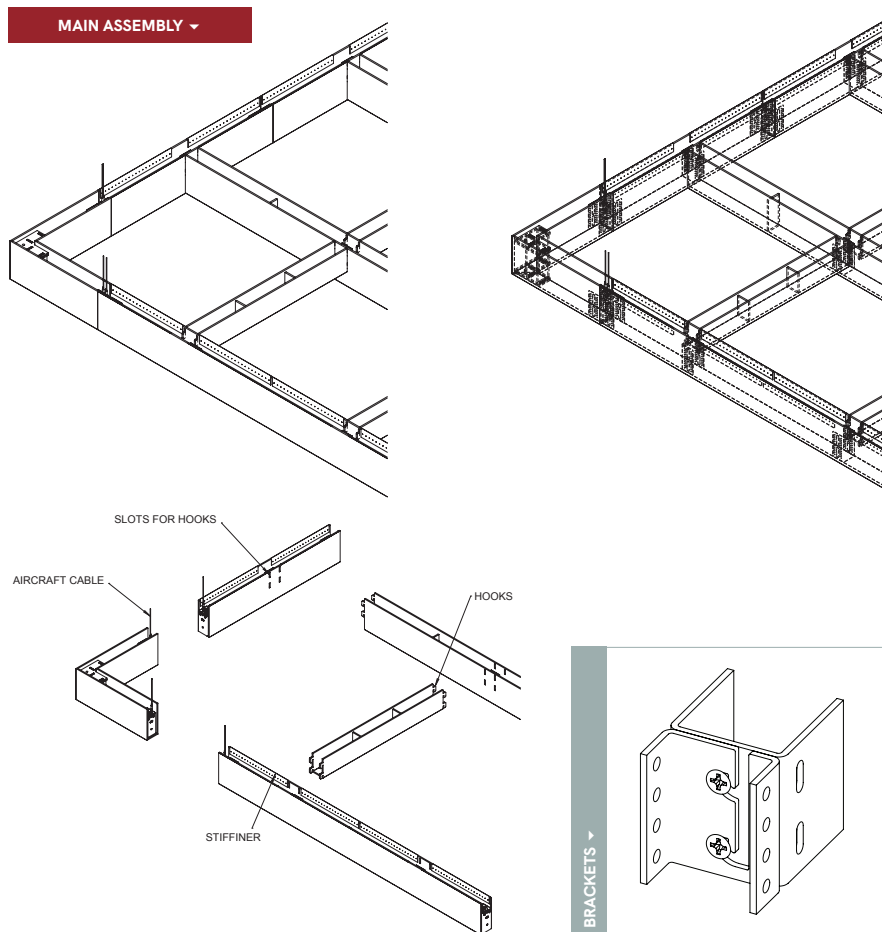




Cube Open Cell Profile features interconnected beams that form shapes from traditional cubes to bespoke designs in floating and wall to wall configurations.



PHYSICAL DATA

- Material - (PET) polyester felt in a fabricated profile with an aluminum channel
- Felt thickness - 9MM, 3/8" nominal; 12MM, 1/5" nominal
- Fire Performance- ASTM E84, Class A. CAN/ULC - S102.2
- Weight - .69 - 1.17 lbs./ln.ft.
- Warranty - One Year Limited
- Variation - With all felt products color and texture may vary from order to order; adequate attic stock should be ordered.
- Seismic areas - Cube Open Cell Profile have been engineered for use in all seismic areas. Check with local code officials or a licensed engineer for additional requirements.
- Acoustics - NRC depends on baffle size and spacing. Baffles spaced closely together can achieve higher NRC.
- Applications
 - ▶ Cube Open Cell Profile are not approved for exterior application
 - ▶ Do not install near sources of heat greater than 158° F

SUSTAINABILITY

LEED CONTRIBUTION -

- BD+C v4 (MR: Product Disclosure, Recycled Content).
- Schools EQ: Acoustic Performance.
- Up to 60% post-consumer PET felt.
- No VOCs.
- EPD & GREENGUARD Gold certified.

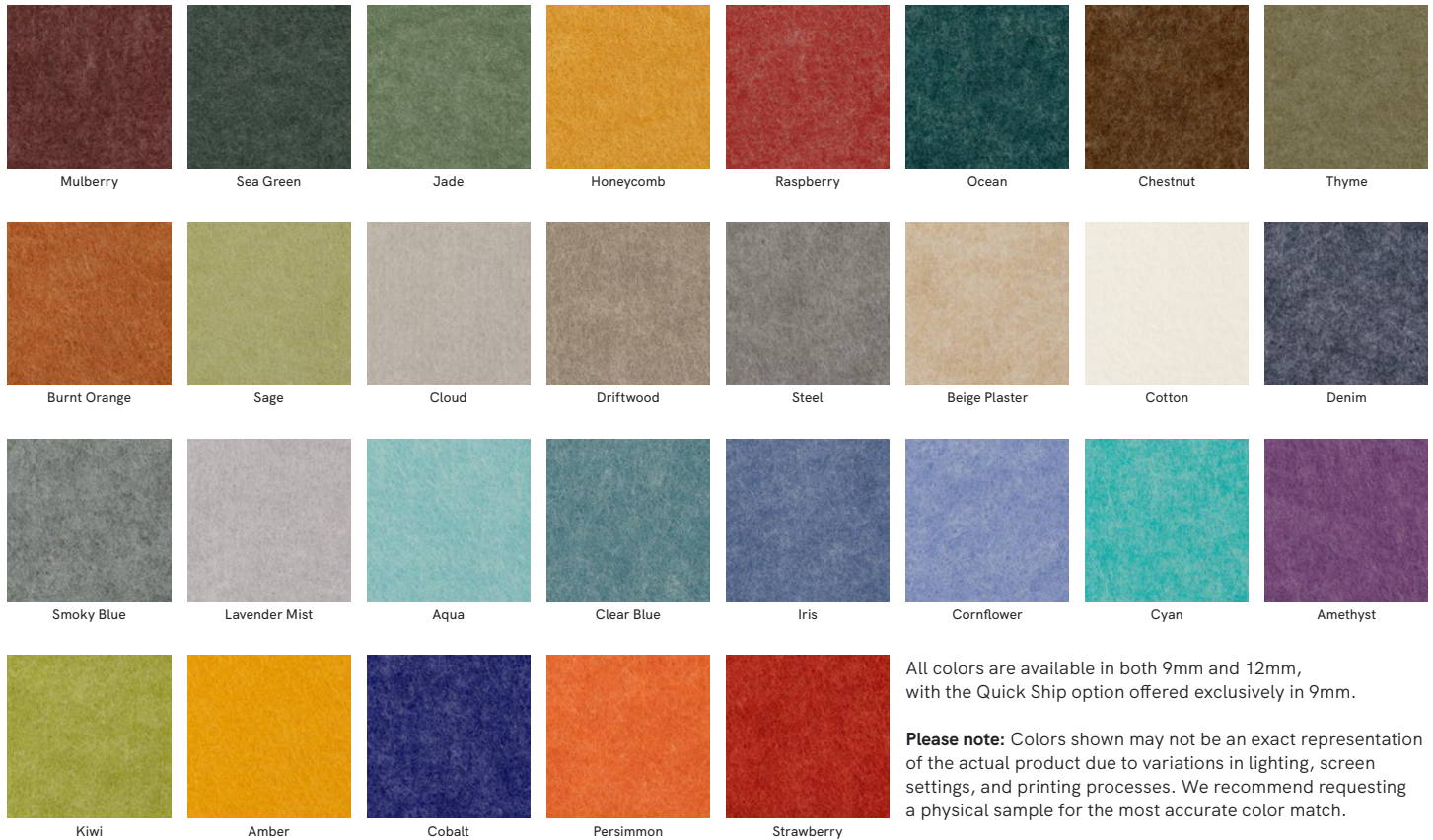
LEED® is a registered trademark of the U.S. Green Building Council

FEATURES


- Create soft, warm and tranquil spaces.
- Bold impact profile design.
- 37 standard colors to choose from; 8 'Quick Ship.'
- Custom sizes & shapes - At Maxxit custom is what we do best. We will make any shape or size you can design.
- Standard sizes - in addition to custom we also have standard products available made to order in 1/4" increments.
 - ▶ Lengths - up to 8'
 - ▶ Depths - up to 12"
 - ▶ Width - 1.5", 2" (Minimum width = 1.5")
- Lightweight, pre-assembled & easy to install.
- Versatile attachment options for Unistrut® 15/16" HD Grid and Cable hung applications.
- Cleanable using CDC recommended and EPA-approved disinfectants for fog, spray & wipe.
- Available in a virtually unlimited variety of baffle and beam designs.

COLOR SELECTION


Standard Colors




Standard Colors - Quick Ship



Woodgrain Print Options




Limestone Print Options





AERO:Form™ DESIGNS

CLOUDS ▾



CROSSROADS OPEN CELL ▾
Felt



CROSSROADS OPEN CELL ▾
Metal



CUBE OPEN CELL ▾
Felt, Blade



CUBE OPEN CELL ▾
Felt, Profile




CUBE OPEN CELL ▾
Metal, Extruded




CUBE OPEN CELL ▾
Metal, Fabricated



GRILLE OPEN CELL ▾



PARALLEL OPEN CELL ▾



PENDANTS ▾




TRI-LATERAL OPEN CELL ▾



WHERE CREATIVE ENGINEERING MEETS ARCHITECTURAL VISION

At Maxxit, we combine creative engineering, advanced manufacturing, and close collaboration to help architects and designers bring bold ideas to life. From standard to custom solutions, we turn imagination into precision-built reality.



Co:LAB Studio

Our custom design service empowers architects and designers to realize unique visions through tailored solutions, material innovation, and expert collaboration — turning bold ideas into architectural realities.