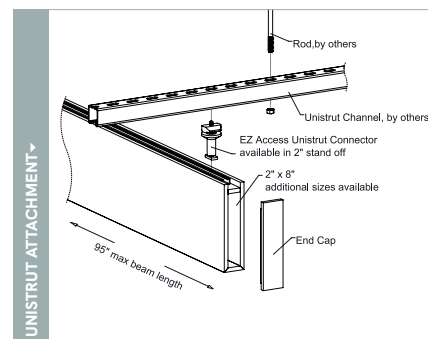
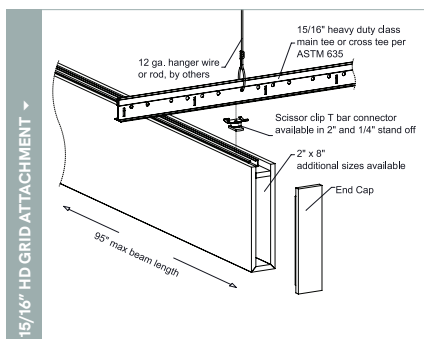
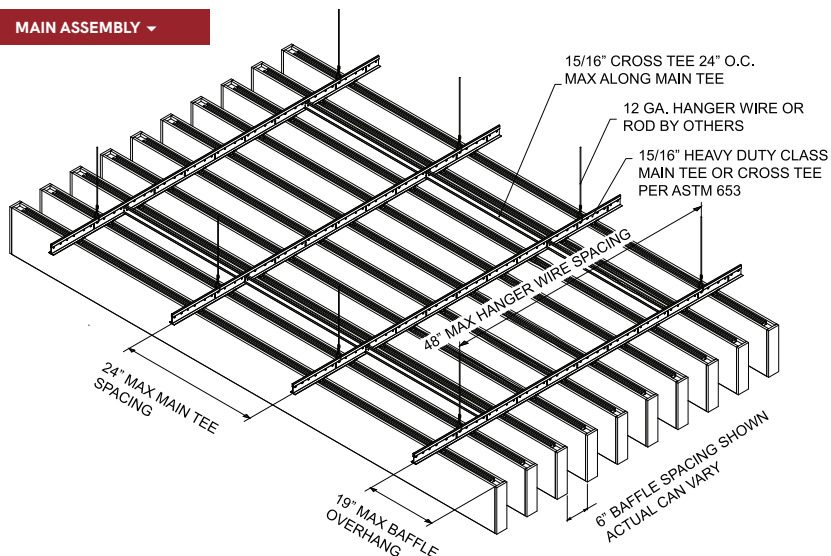




Traditional Profile Baffles offer bold linear styling in a light weight, high strength, ultra durable baffle.

MAIN ASSEMBLY ▾



PHYSICAL DATA

- Material – (PET) polyester felt in a fabricated profile with an aluminum channel
- Felt thickness – 9MM, 3/8" nominal; 12MM, 1/5" nominal
- Fire Performance– ASTM E84, Class A. CAN/ULC – S102.2
- Weight – .69 - 1.17 lbs./ln.ft.
- Warranty – One Year Limited
- Variation – With all felt products color and texture may vary from order to order; adequate attic stock should be ordered.
- Seismic areas – Traditional Profile Baffles have been engineered for use in all seismic areas. Check with local code officials or a licensed engineer for additional requirements.
- Acoustics – NRC depends on baffle size and spacing. Baffles spaced closely together can achieve higher NRC.
- Applications
 - ▶ Traditional Profile Baffles are not approved for exterior application
 - ▶ Do not install near sources of heat greater than 158° F

SUSTAINABILITY

LEED CONTRIBUTION –

- BD+C v4 (MR: Product Disclosure, Recycled Content).
- Schools EQ: Acoustic Performance.
- Up to 60% post-consumer PET felt.
- No VOCs.
- EPD & GREENGUARD Gold certified.

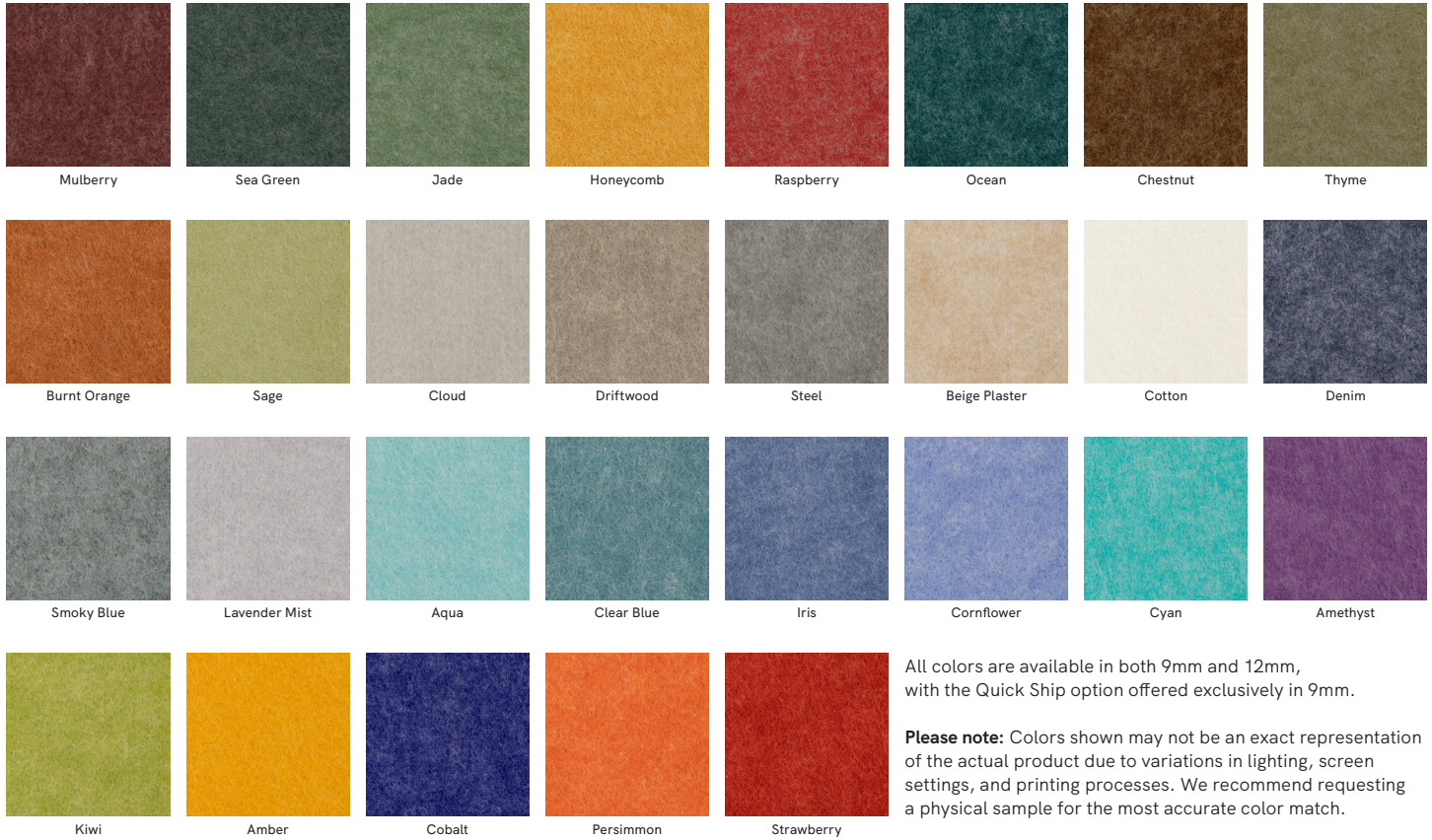
LEED® is a registered trademark of the U.S. Green Building Council

FEATURES

- Create soft, warm and tranquil spaces.
- Bold impact profile design.
- 37 standard colors to choose from; 8 'Quick Ship'.
- Custom sizes & shapes – At Maxxit custom is what we do best. We will make any shape or size you can design.
- Standard sizes – in addition to custom we also have standard products available made to order in 1/4" increments.
 - ▶ Lengths – up to 8'
 - ▶ Depths – up to 12"
 - ▶ Width – 1.5", 2" (Minimum width = 1.5")
- Lightweight, pre-assembled & easy to install.
- Versatile attachment options for Unistrut®, 15/16" HD Grid and Cable hung applications.
- Easy plenum access – attachment hardware allows baffles to slide for easy plenum access and adjustment during installation.
- Cleanable using CDC recommended and EPA-approved disinfectants for fog, spray & wipe.
- Available in a virtually unlimited variety of baffle and beam designs.

COLOR SELECTION


Standard Colors




Standard Colors - Quick Ship



Woodgrain Print Options



Limestone Print Options





LINE:Form™ DESIGNS


ANGLE BAFFLES ▶
Felt, Profile




ANGLE BAFFLES ▶
Metal




ELEVATIONS BAFFLES ▶
Felt




ELEVATIONS BAFFLES ▶
Metal




EXTERIOR WALL FINIS ▶




LINEAR PLANKS ▶




PARTITIONS ▶



TRADITIONAL BAFFLES ▶
Extruded Metal



TRADITIONAL BAFFLES ▶
Fabricated Metal



TRADITIONAL BAFFLES ▶
Felt, Blade



TRADITIONAL BAFFLES ▶
Felt, Profile



WALL FINIS ▶




WAVE BAFFLES ▶



WHERE CREATIVE ENGINEERING MEETS ARCHITECTURAL VISION

At Maxxit, we combine creative engineering, advanced manufacturing, and close collaboration to help architects and designers bring bold ideas to life. From standard to custom solutions, we turn imagination into precision-built reality.



Co:LAB Studio

Our custom design service empowers architects and designers to realize unique visions through tailored solutions, material innovation, and expert collaboration — turning bold ideas into architectural realities.