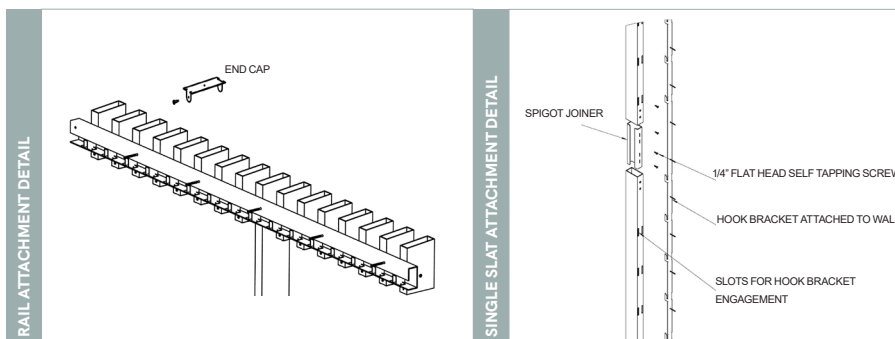
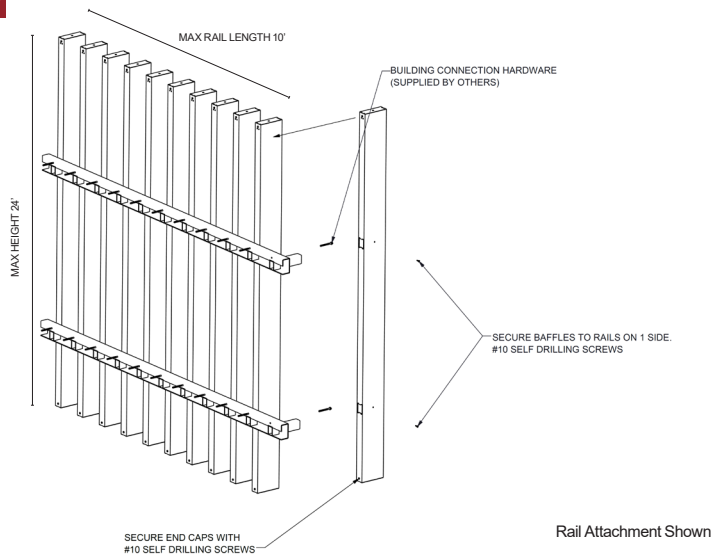




## MAIN ASSEMBLY



## PHYSICAL DATA

- Material substrate - Aluminum | Extruded
- Thickness .125"
- Fire Performance - Class A: Tested per ASTM E84. Flame Spread Index 25 or less. Smoke Developed Index 50 or less. CAN/ULC S102 surface burning characteristics. Flame Spread Rating 25 or less. Smoke Developed Classification 50 or less.
- Weight - Varies - 1.03 - 1.92 lbs./ln.ft.
- Warranty - One Year Limited
- Seismic areas - Protero has been engineered for use in all seismic areas. Check with local code officials or a licensed engineer for additional requirements.
- Surface Finish - Factory-applied polyester paint. Available in Standard Colors, Color Matched and Wood Look

## SUSTAINABILITY

## LEED CONTRIBUTION -

- LEED BD+C v4 (MR: Regional & Recycled Materials).
- ID+C EQ: Low-Emitting Materials.
- No VOCs.
- EPD available.
- Aluminum contains up to 80% recycled content.


LEED® is a registered trademark of the U.S. Green Building Council

## FEATURES

- These extruded fin profiles are lightweight yet durable, bringing a sleek, modern aesthetic to exterior building facades
- Versatile attachment options include rail and single slat attachment; custom attachment solutions are available.
- The rail attachment ensures quick and efficient installation, while the single-slat attachment offers a clean, polished look.
- Standard sizes - In addition to custom we also have quick ship standard products available made to order
  - ▶ Lengths - up to 24'
  - ▶ Standard Size - 1-3/8"x 3-3/8"
  - ▶ Standard Size - 1-1/2"x 6"
  - ▶ Standard Size - 2"x 6"
  - ▶ other common sizes are available on request
- Intergarted lighting options available
- Quick ship and expedited shipping
- Cleanable using CDC recommended and EPA-approved disinfectants for fog, spray & wipe

# WOOD LOOK FINISHES

## Standard Powder Coated Paint Finishes (Interior & Exterior) Formaldehyde-Free



National Walnut



Chestnut




Rosewood



European Cherry




Knotty Pine




Oak Fine




Maple



American Douglas



American Maple



Teak

## Custom Colors

### FIND YOUR PERFECT MATCH

At Maxxit we have a passion for finishes; wood, metallic, oil rubbed, whatever your challenge is we can match it!











Send us a color sample so we can quickly provide a color match.

# STANDARD COLORS

Maxxit powder coat finishes offer superior chemical, scratch and UV resistance, they do not emit VOC's and are available in a broad range of textures, glosses and specialty looks.

## Powder Coated Paint Finishes (Interior & Exterior) Formaldehyde-Free


Black  
(25-35 Gloss)White  
(17-20 Gloss) | LRV 79-80Chalkstone White  
2-6 Gloss | LRV 85-86Snow White  
(25-30 Gloss) | LRV 83-84Sterling Silver  
(20 Gloss)Sunrise Yellow  
(20 Gloss)Tan Straw  
(20 Gloss)Blush Rose  
(20 Gloss)Forest Green  
(20 Gloss)Grey  
(65-75 Gloss)Mid Beige  
(20 Gloss)Pure Orange  
(20 Gloss)

## Custom Colors



Custom colors available


## Powder Coated, Bonded Metallic Finishes (Interior & Exterior) Formaldehyde-Free




Dark Bronze




Forged Charcoal



Gold



Golden Bronze



Metallic Sterling Silver



Soft Nickel



Blush Copper





# LINE:Form™ DESIGNS


ANGLE BAFFLES ▶  
Felt, Profile



ANGLE BAFFLES ▶  
Metal




ELEVATIONS BAFFLES ▶  
Felt




ELEVATIONS BAFFLES ▶  
Metal



EXTERIOR WALL FINIS ▶



LINEAR PLANKS ▶



PARTITIONS ▶



TRADITIONAL BAFFLES ▶  
Extruded Metal



TRADITIONAL BAFFLES ▶  
Fabricated Metal



TRADITIONAL BAFFLES ▶  
Felt, Blade



TRADITIONAL BAFFLES ▶  
Felt, Profile



WALL FINIS ▶




WAVE BAFFLES ▶





# WHERE CREATIVE ENGINEERING MEETS ARCHITECTURAL VISION

At Maxxit, we combine creative engineering, advanced manufacturing, and close collaboration to help architects and designers bring bold ideas to life. From standard to custom solutions, we turn imagination into precision-built reality.



## Co:LAB Studio

Our custom design service empowers architects and designers to realize unique visions through tailored solutions, material innovation, and expert collaboration — turning bold ideas into architectural realities.