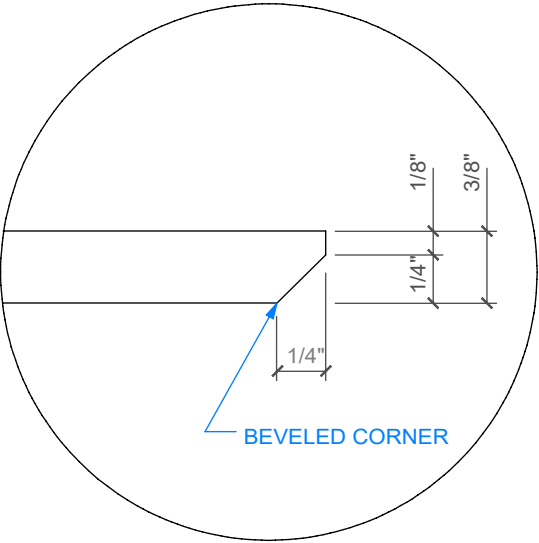



2
10

QUIET WALL PANEL PLAN
1:15





4
10

QUIET WALL PANEL EDGE DETAIL
1:1



1
10

QUIET WALL PANEL ELEVATION
1:15



3
10

QUIET WALL PANEL ISOMETRIC
1:15

